



Basic Course I

Contents:

Part One

Understanding and interpreting the cards	Page 7
The meaning of the 36 cards	
Your Daily Oracle Card	
Shuffling and laying out the cards	
Combining two cards	
Test exercises <i>for you on part 1</i>	

Part Two

Combining more than two cards	Page 44
Practice with negative cards	
Whip, Birds, Coffin and Rat	
The present situation	
A look around the Personality Card	
Shuffling and laying out the spread	
Exercises and suggested solutions	

Part Three

An entire axis of interpretation	Page 85
Shuffling and laying out the spread	
Horizontal axis of interpretation	
Vertical axis of interpretation	
Special cards	
Selected combinations	
Exercises and suggested solutions	

Part Four

Horizontal and vertical Axes of interpretation	Page 130
Shuffling for other people	
Covering the spread	
What are combinations and how can I spot them in the spread?	



Part Five - Final conclusion

Possible ways of reading the cards according to the following pictures :

Page 160

Interpret the horizontal line of cards.

Interpret the vertical one.

Proceed the same way with every subject

Some exercises for you

Page 165

UNDERSTANDING AND INTERPRETING THE CARDS

There is one thing I will keep repeating over and over again.

Don't panic! You do not even need to bring a towel. Just relax and take it easy, practise every day for a couple of minutes and take small, manageable steps. And before you know it, you will have come a long way!

There is no need to put yourself under any stress or pressure at all!

Keep calm so you can walk down this long and winding road step by step.

At the end of this course you will be astonished at how quickly and effortlessly you will have achieved the basic knowledge needed for your new skill.

I have tried to keep my instructions as precise and easy to follow as possible.

There might of course come a time when you seem to see less and sometimes even nothing at all in your cards.

In the beginning this is normal and happens to even the most experienced cartomancers from time to time.

Just keep on trying and remember:

Never ever give up!



(.....)

The meaning of the 36 cards




1. Rider

news, message,
conversation (love,
secret, clever...)



2. Clover leaf

small happiness, luck,
lucky or happy ending



3. Ship or boat

small or short journey
within your local area or
country



4. House

domestic area,
in and around the
house, „safe and sound“

(.....)

Easy to learn Fortune-Telling Basic Course I

Example:

You have picked card **No 25 Ring**
-marriage or relationship.



Figure out what exactly you want to know about
The subject you have chosen.
In most, if not all, of these cases, your subconscious
already knows the answers to your questions!

Possible questions might include:


- ✚ **What is this card telling me?**
- ✚ **Why have I picked this very card?**
- ✚ **Is anything the matter with my current relationship?**

Now pick another card.

In our example this is
No 2 Clover leaf - small happiness.



Let us now combine these two cards



No 25 Ring
Marriage
relationship

+



No 2 Clover leaf
small happiness

- ✚ *Your relationship (married or not) is making
you happy.*

(-----)

Easy to learn Fortune-Telling Basic Course I

No 29 Woman + **No 16 Stars**
Personality Card longing

→ *You are (or this woman is) longing for somebody or something.*

No 33 Cross + **No 34 Fish**
future money

→ *You will make or get money in the future.*

No 18 Dog + **No 4 House**
Personality Card domestic area

→ *A friend is coming to your house.*

No 12 Birds + **No 25 Ring**
small trouble relationship

→ *Your relationship is troubled.*

or

→ *You should care more about your partner, something is troubling him(or her) .*

Please note:

No 12 Birds is the kind of trouble or sadness that can be solved by working on the problem. So it can also be a warning to care more or try harder.

(.....)



Basic Course I

THE MEANINGS OF THE CARDS ACCORDING TO
MADAME LENORMAND

1 Rider contact conver- sation message	2 Clover small happiness	3 Ship short trip within your area	4 House domestic area home	5 Tree bound to come	6 Clouds unclarity obscurity	7 Snake mother girlfriend ex-wife colleague	8 Coffin health illness
9 Flowers happiness luck celebration gift	10 Scythe sudden end or start of something new	11 Whip trouble sadness quarrel	12 Birds passing troubles or sadness	13 Child infant girlfriend young woman	14 Fox cleverness brainy cunning	15 Bear father friend ex-husband colleague	16 Stars longing sensitivity intuition
17 Stork change	18 Dog son friend young man colleague	19 Tower work school education	20 Park publicity crowd of people	21 Mountain size strength obstacle blockade	22 Paths new or separate ways decisions	23 Rat loss fear	24 Heart love cordiality
25 Ring marriage relation contracts	26 Book secret knowledge studies	27 Letter quick contact telephone, letter etc.	28 Man person asking or partner (male)	29 Woman person asking or partner (fem)	30 Lily excitement inspiration	31 Sun success summer heat	32 Moon reward emotions night
		33 Key labour activity power	34 Fish money	35 Anchor abroad travels deepness length	36 Cross future belief		



NEGATIVE CARDS



No 8 Rat
sickness



No 11 Whip
trouble,
quarrel,
sadness



No 12 Birds
small,
passing
troubles



No 23 Rat
loss,
fear,
illness



Easy to learn Fortune-Telling Basic Course I

Let us now practise with the negative cards

Starting with card **No 12 Birds**:

No 12 Birds
small,
passing
troubles



No 29 Woman + **No 12 Birds**

This woman is troubled.

No 29 Woman + **No 12 Birds** + **No 2 Clover**

This woman's troubles will pass.
(**No 2 Clover** being a positive card)

No 29 Woman + **No 12 Birds** + **no2 Clover** + **No 11 Whip**

*This woman's small troubles will pass but there
is more to come!*

(.....)

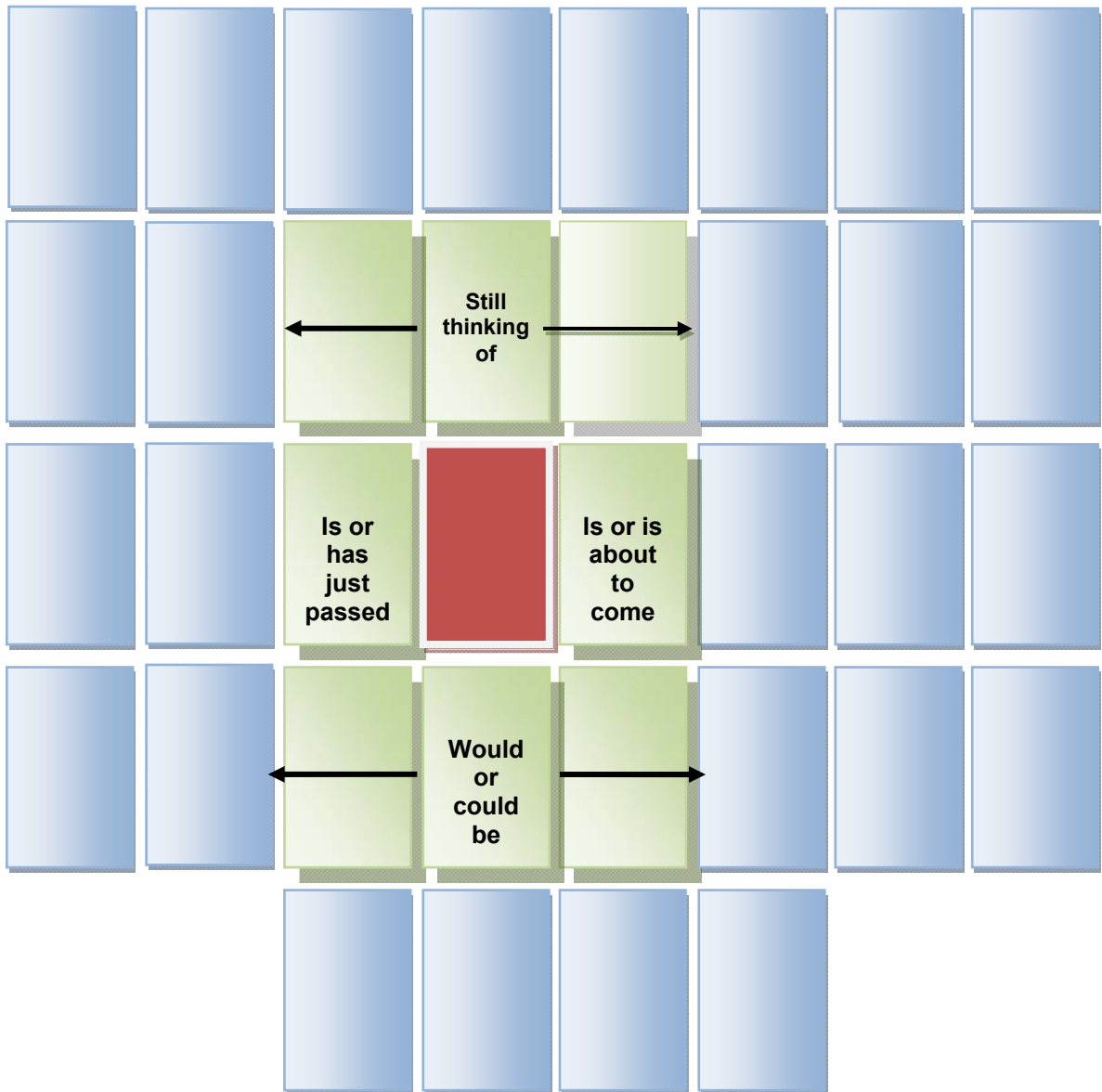


Basic Course I

(.....)

Present State or Situation

Figure 4



Easy to learn Fortune-Telling Basic Course I

(.....)

Please note:

A **Personality Card (No 28 or No 29)** at the very beginning of your spread shows that this person is looking forward, into the future.

On the other hand, should this **Personality Card** appear at the end of your Spread, the person would be living in or thinking of the past (see figure 2).

The very first card of your spread gives you an idea of the topic that matters most at the moment - house, marriage, journey, etc. (see figure 3)

Please pay particular attention to the following two cards:

No 29 Woman



This may be you (if you are female), the woman asking the cards, or the partner of **No 28 Man**, depending on who the cards are being read for.

No 28 Man



This could be you (if you are male), the man asking the cards or the partner of **No 29 Woman**.

Now that we have the full spread in front of us, we can start with our interpretation.



Practice Sheet

Figure 4

No 4 <u>House</u>	No 11 <u>Whip</u> ←	No 3 <u>Ship</u> ←	No 25 <u>Ring</u>	No 2 <u>Clover</u> →	No 10 <u>Scythe</u> →	No 12 <u>Bird</u> →	No 9 <u>Flowers</u>

Easy to learn Fortune-Telling Basic Course I

Suggested interpretation

*This marriage will be happy.
But there is some sudden trouble ahead
which (luckily) will go by rather quickly.
So great happiness can come back.*

Would you like to know more about the origins of this **trouble**?

Then simply follow the horizontal axis of interpretation into the past. This means following it to the left starting from **No 25 Ring**.

So let us now take a look at the **horizontal axis of interpretation**, following it to the **left into the past**.

In our **example** the cards on the left of the ring are the following:

No 3 Ship	journey
No 11 Whip	dispute, trouble
No 4 House	domestic area, home

Let us now combine the cards to the following interpretation:

*Both partners were away from home.
But before these journeys took place there was
trouble at home.*



Basic Course I

SPECIAL CARDS

Let me now introduce four cards with **special features** to you:



- ✚ **No 6 Clouds**
You will of course know by now that this card resembles **unclarity** or even **obscurity**.

However, if the **Clouds** are positioned at the end of an axis of interpretation, the constellation changes its meaning to:

→ *Dissolution* → *whatever was described before will pass.*

Example:

No 12 Birds

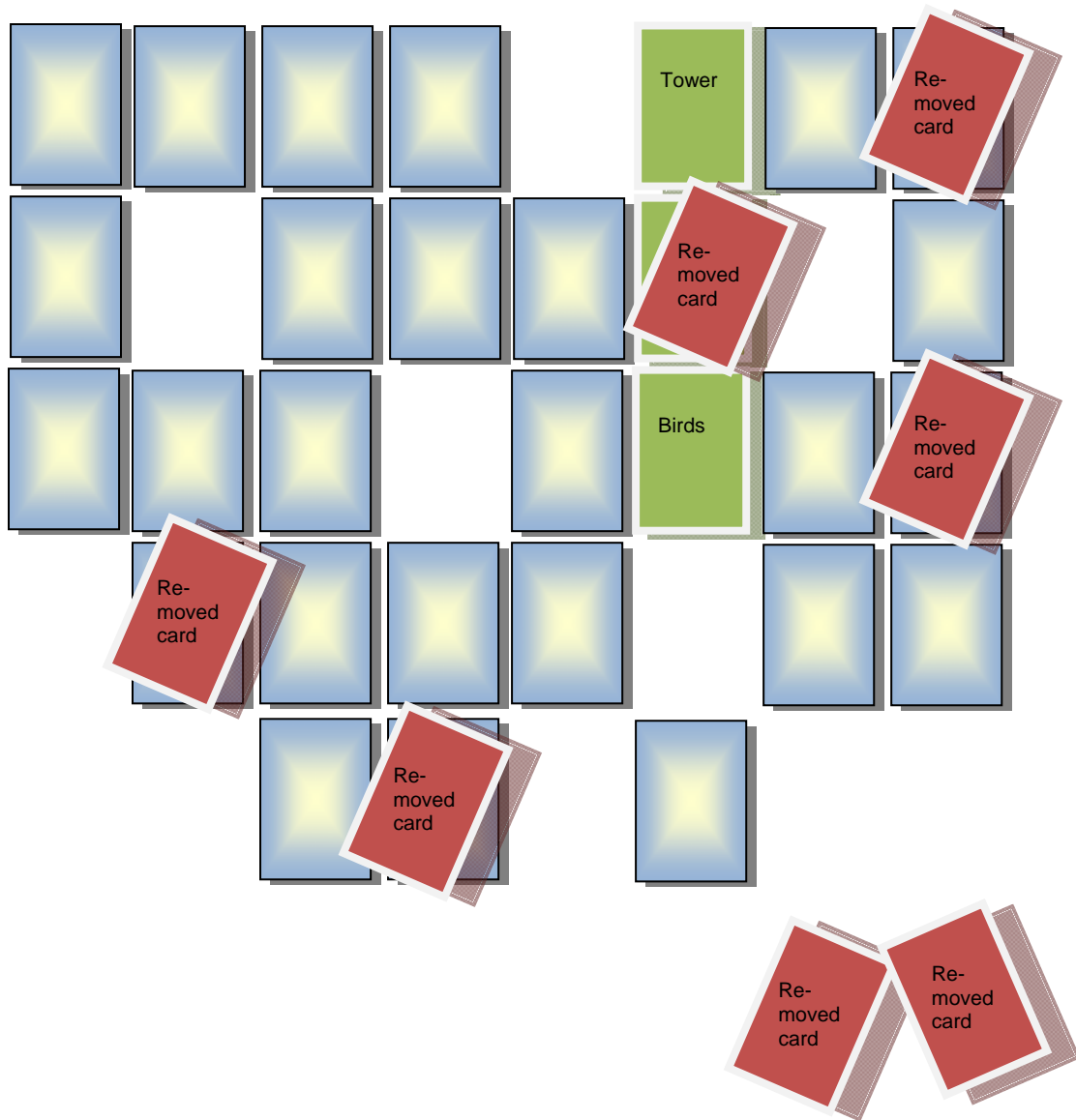
No 6 Clouds → *The sadness will go by.*



- ✚ **No 26 Book**
Knowledge, learning, "book-smart", secrets.

If this card precedes another card it means that something is not yet definite, cannot be clearly defined yet.

(.....)



(.....)



SOME EXERCISES FOR YOU

- 1) Is the first card of a spread a particularly important card ?
yes..... No.....

- 2) What does it mean if a woman reads the cards for herself
and the first card in the spread is No 29?

Is she looking ahead into the future ? yes.....No.....

- 3) What does it mean if a woman lays the cards for herself
and the last card in the spread is No 29?

Is she looking ahead into the future? yes..... No.....

- 4) Must every single card in the spread be interpreted?

yesNo

- 5) There are special constellations, which carry a fixed
meaning and must be interpreted together
(e.g. Heart + Scythe).
What is the term for these constellations?

.....

Solution.....(.....)